



Romess-Rogg  
Apparate + Electronic GmbH + Co. KG  
Dickenhardtstr. 67  
D-78054 Villingen-Schwenningen  
Germany  
Tel.: +49-(0)7720-9770-0  
Fax: +49-(0)7720-9770-25  
Email: info@romess.de

## ***Adapterliste/List of adapters***

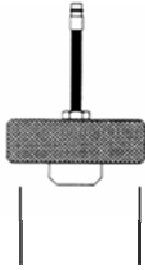
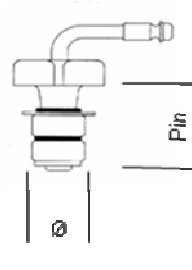
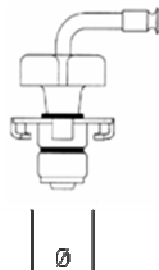
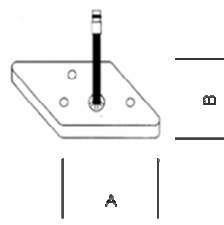
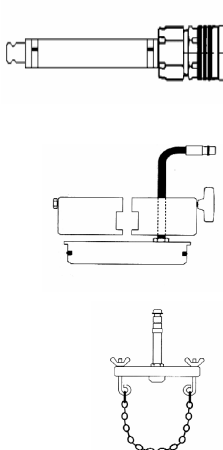


***Personenwagen/Motor vehicles***

***Nutzfahrzeuge/Commercial vehicles***

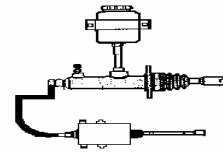
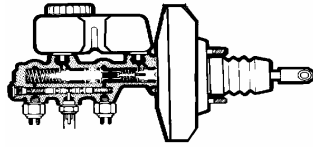
***Motorräder/Motorcycles***

## Adapterliste für Personenkraftwagen List of adapters for cars

<b>SC</b> Schraubadapter Screw Adapter	<b>CP</b> Steckadapter Pin Adapter	<b>BJ</b> Bajonettadapter Bayonet Adapter	<b>PL</b> Plattenadapter Plate Adapter	<b>SP</b> Spezialadapter Special Adapter
 Gewinde-Ø Thread- Ø	 Pin	 Ø	 A B	
50050 50226 50227 50228 50229 50230 50231 50231-1 50231 H 50232 50233 50234 50235 50236 50237 50238 50239 50240 50242 50243 50244 50245 50246 50247 50248 50249 50250 50251 50252 50253 50260 LS 50268 50270 50271 50275 50275.0 50276 50281 50284 50285	50293 50014 50015 50017 50018 50019 50020 50024 50025 50028 50032 50034 50039 50120 50310 50314	50023 B 50024 B 50033 B 50028 B 50034 B 50032 B 50035 B 50241 50241.0 50300 50301 50302 50303 50304 50305 50306 50307 50307-1 50308 50309 50311 50312 50313 50316 50317 50318 50319 50321 50322 50323 50324 50326 50327	50210 50211 50212 50213 50214 50215 50216 50217 50218 50219 50220 50221 50222 50223 50224	50150 50170 50190 50201 50205 50206 50207 H 50208 50209 50225 50269 50279 50315 H 50320 50395 50397 H 50398 H 50399 50400 50401 50431-1 50500 H 51041 51044 51050 51055 51059 51066 51069 51253 51266 51273 51275

\* = wichtige Adapter (important adapters)

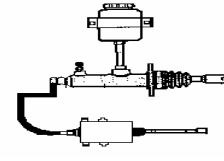
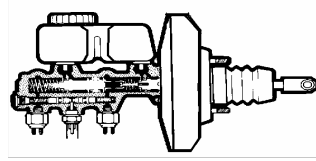
## Adapterliste für Personenkraftwagen List of adapters for cars



Fahrzeughersteller / Typ Car manufacturer / Model	Bremse Adapter-Nr. Brake Adapter No.	Adapter- typ Adapter type	Abmessung mm Dimension of adapter	Kupplung Adapter- Nr. Clutch Adapter No.	Adapter- typ Adapter type	Abmessung mm Dimension of adapter
<b>Alfa Romeo</b>						
allgemein (in general)	50232*	SC	42.6	50207		Ø 7 mm
<b>Audi</b>						
allgemein (in general) mit Vorabentleerung (with draining of the brake-fluid out of the brake-fluid reservoir of the vehicle)	50232* 50201	SC SP	42.6 20	50207		Ø 7 mm
<b>Aston Martin</b>						
allgemein (in general)	50232*	SC	42.6			
<b>Autobianchi</b>						
allgemein (in general)	50233*	SC	42.3	50207		Ø 7 mm
je nach Behälter (specific)	50150/ 50015	SP/ CP	27 – 49/ 15 – 17			
<b>BLMC – Austin</b>						
allgemein (in general)	50232*	SC	42.6	50207		Ø 7 mm
<b>Bentley</b>						
allgemein (in general)	50232*	SC	42.6			
<b>BMW, Mini</b>						
allgemein (in general )	50232*	SC	42.6	50207		Ø 7 mm
3-er-Reihe (3 – serie) (Teves ABS)	50235	SC	42.6			
5er/7er Reihe (5/7-serie) E 34/E 38/E 39 (1994→)	50234*	SC	42.6			
X5 E53, X3 E83	50231*	SC	42.6			
Mini (neu/new)	50232	SC	42.6			
<b>Cadillac</b>						
allgemein (in general)	50307	BJ	36			
<b>Chevrolet</b>						
Allero (1997→), Blazer, Camaro, Captiva, Corvette (C4, C5, C6), Hummer H2, Tahoe, TransSport	50307	BJ	36			
Aveo, Matiz	50314	CP	33.5			

\* = wichtige Adapter (important adapters)

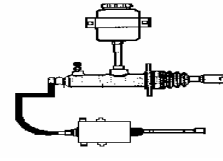
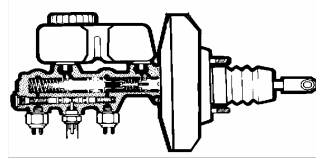
## Adapterliste für Personenkraftwagen List of adapters for cars



Fahrzeughersteller / Typ Car manufacturer / Model	Bremse Adapter-Nr. Brake Adapter No.	Adapter- typ Adapter type	Abmessung mm Dimension of adapter	Kupplung Adapter- Nr. Clutch Adapter No.	Adapter- typ Adapter type	Abmessung mm Dimension of adapter
<b>Chevrolet</b>						
Nexia, Espero, Lanos, Kalos, Nubira Cruze, Orlando	50232*	SC	42.6	50032	CP	32 – 33
Spark	50307	BJ	36	50034 B	CP	35
Captiva (2012 →) Leganza	50311*	BJ	35			
<b>Chrysler</b>						
Jeep Cherokee (→1991) (Bendix ABS)	50300*	BJ	34			
Jeep (neuer Behälter aus Aluminium) (new aluminium container)	50210	PL	Jeep	50207		Ø 7 mm
Jeep (alter Behälter aus Stahl) (old steel container)	50211	PL	Jeep	50207		Ø 7 mm
Voyager; Cherokee (Teves ABS)	2x50241.0 + 50209	CP + SP	30 – 31 + connecting piece			
Voyager, Wrangler, ältere Modelle (older models)	50309	BJ	29			
Stratus, Neon	50308	BJ	34			
Vision, New Yorker	50312	BJ	36			
300 M	50313	BJ	34			
Crossfire	50232*	SC	42.6			
Voyager RG, PT Cruiser, 300 C, Wrangler (1997→), Jeep Cherokee (1996→), Jeep Grand Cherokee (1996→), Jeep Kompass, Sebring, Viper	50241.0	CP	30 – 31			
<b>Citroën</b>						
allgemein (in general) (mit herkömmlicher Bremsflüssigkeit) (with conventional brake fluid)	50232*	SC	42.6	50207		Ø 7 mm
2 CV, Dyane, Ami 6/8	50150	SP	27 – 49			

\* = wichtige Adapter (important adapters)

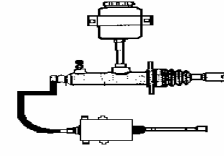
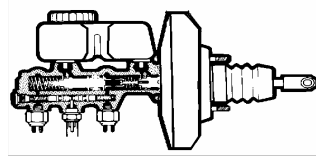
## Adapterliste für Personenkraftwagen List of adapters for cars



Fahrzeughersteller / Typ Car manufacturer / Model	Bremse Adapter-Nr. Brake Adapter No.	Adapter- typ Adapter type	Abmessung mm Dimension of adapter	Kupplung Adapter- Nr. Clutch Adapter No.	Adapter- typ Adapter type	Abmessung mm Dimension of adapter
<b>Citroën</b>						
Jumper, C1	50251	SC	44			
C-Crosser	50322	BJ	32.5			
<b>Dacia</b>						
Oldtimer	50268	SC	68	50207		Ø 7 mm
Dacia Logan	50232*	SC	42,6			
Duster, Sandero, Lokker, Lodgy	50232*	SC	42,6	50207		Ø 7 mm
<b>Daf</b>						
Serie 45	50232*	SC	42.6			
<b>Daihatsu</b>						
Copen (2003→)	50034B	CP	34			
Charmant	51055	SP	57	51041	SP	42
Cuore, Move, Charade Materia (2007→) Sirion (2006→) Trevis (2006→)	50279	SP	53			
Applause, Terios	50050*	SC	61			
Terios (2008→)	51041	SP	42			
<b>Dodge</b>						
allgemein (in general)	50028	CP	28 – 29	50207		Ø 7 mm
Caliber (2005→)	50241.0	CP	30 – 31			
<b>Ferrari</b>						
allgemein (in general)	50232*	SC	42.6	50207		Ø 7 mm
<b>Fiat</b>						
allgemein (in general) (1986→)	50232*	SC	42.6	50207		Ø 7 mm
allgemein (in general) (→1986)	50233*	SC	42.3			
Ducato (1994→)	50251	SC	44			
Freemont	50325	BJ	30			
500	50015	CP	15 – 17			
124 Spider (2015→)	50307	BJ	36			
<b>Ford</b>						
allgemein (in general)	50232*	SC	42.6	50207		Ø 7 mm
Maverick (2001→)	50321	BJ	35			
Maverick (→2001)	50300	BJ	34			

\* = wichtige Adapter (important adapters)

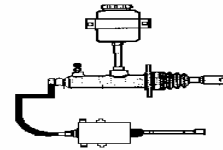
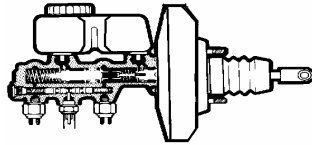
## Adapterliste für Personenkraftwagen List of adapters for cars



Fahrzeughersteller / Typ Car manufacturer / Model	Bremse Adapter-Nr. Brake Adapter No.	Adapter- typ Adapter type	Abmessung mm Dimension of adapter	Kupplung Adapter- Nr. Clutch Adapter No.	Adapter- typ Adapter type	Abmessung mm Dimension of adapter
<b>Ford</b>						
Fiesta (→2008) Ka, Mondeo(2008→), S-Max (2007→), Galaxy (2007→), Ranger (2007→), Kuga (2008→)	50232	SC	42.6			
Fiesta (2008/2009→) B-Max	50324	BJ	32 – 33			
Transit (1986→)	50229	SC	25			
Transit (→1986), Econovan	50028	CP	28 – 29			
Probe	50270	SC	66	50233	SC	42.3
Fusion (2007→), Focus, Focus Coupé, Cab, C-Max	50231	SC	42.6			
US: Explorer, Tempo, Taurus, Mustang (1984→), Aerostar, Escort, Mercury	50304	BJ	35			
Galaxy	50234	SC	42.6			
Windstar	50308	BJ	34			
Fusion, Tourneo (2002→)	50240	SC	44			
Ranger (2012→)	50293	SC	42,1			
<b>General Motors</b>						
Midi	50230	SC	37			
Pontiac Transport, Trans-Am-Sport, Firebird	50300	BJ	34			
Trans Sport	50305	BJ	33			
Sintra	50307	BJ	36	50307	BJ	36
Monterey	51253*	SP	53	50035 B	BJ	35
<b>Honda</b>						
allgemein (in general) (→1991)				51041*	SP	42
allgemein (in general) (1991→)				51044	SP	42
Accord (→1988)	51041*	SP	42			
Accord Typ CG8	50302*	BJ	57	50246	SC	42.6 Zapfen/pin 10 mm
Jazz EY9	50302*	BJ	57	50255	SC	35

\* = wichtige Adapter (important adapters)

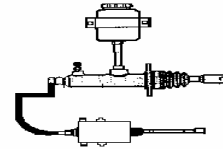
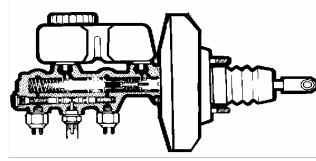
## Adapterliste für Personenkraftwagen List of adapters for cars



Fahrzeughersteller / Typ Car manufacturer / Model	Bremse Adapter-Nr. Brake Adapter No.	Adapter- typ Adapter type	Abmessung mm Dimension of adapter	Kupplung Adapter- Nr. Clutch Adapter No.	Adapter- typ Adapter type	Abmessung mm Dimension of adapter
<b>Honda</b>						
Accord Limousine (2003→) Accord Tourer (2003→). Legend, CR-V, FR-V (2005→)	50302	BJ	57			
Prelude, Civic + EU8 + Hybrid (2006→), Accord (je nach Behälter) (specific) Legend Concerto, Shuttle (van), Stream RN3, S 2000 AP1	50302*	BJ	57			
Accord (1988→) Prelude, Civic (je nach Behälter) (specific) ALB** (ältere Modelle) (older models) CRX	51275*	SP	74			
ALB** (neu) (new)	50301	BJ	34			
** ALB= automatic load dependent brake power distribution						
<b>Hyundai</b>						
allgemein (in general)	50318	BJ	34			
Pony, Accent, Lantra, Elantra, Sonata, Lantra, H1 Starex, Santa Fe, Bus, Coupé, Grandeur, Matrix, Terracan, Tucson	50300*	BJ	34	50034 B*	BJ	34
H 100 (je nach Behälter) (specific), Innendurchmesser ca. 22 mm (inner diameter approx. 22 mm)	50014	CP	22 – 24			
Trajet, Atos	50317	BJ	34			
i 30 (2007→), i 30 cw (2008→)	50323	BJ	34			
H 100 (je nach Behälterausf.) (specific) Innendurchmesser ca. 18 mm (inner diam appr. 18 mm)	50018	CP	18 – 19			

\* = wichtige Adapter (important adapters)

## Adapterliste für Personenkraftwagen List of adapters for cars

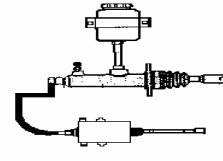
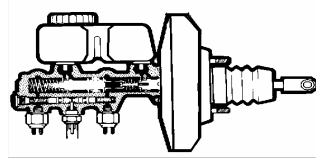


Fahrzeughersteller / Typ Car manufacturer / Model	Bremse Adapter-Nr. Brake Adapter No.	Adapter- typ Adapter type	Abmessung mm Dimension of adapter	Kupplung Adapter- Nr. Clutch Adapter No.	Adapter- typ Adapter type	Abmessung mm Dimension of adapter
<b>Infinity</b>						
allgemein (in general)	50300	BJ	34			
<b>Isuzu</b>						
Midi Van	50230*	SC	37			
D-Max	51253*	SP	53	50035 B*	BJ	35
Trooper	50170	SP	35 – 69			
<b>Jaguar</b>						
allgemein (in general)	50240	SC	44			
XJ 40, X, XK, XJ 6 + XJ 8 (Typ 350)	50232*	SC	42.6	50207		Ø 7 mm
Serie III (alt) (old)	50242*	SC	75			
Serie III (neu) (new)	50243*	SC	32.5			
XJ 40 (new) (TEVES- ABS)	50235	SC	42.6			
S-Type	50308	BJ	34			
<b>Kia</b>						
Carens, Clarus, Opirus, Sephia, Shuma, Sorento (→2007)	50232*	SC	42.6	50245	SC	34
Sorento (2007→), Sportage (2007→), Soul	50304	BJ	35			
Pride	50270	SC	66			
Besta, Rocsta	50028*	CP	28 – 29			
Pregio	50252	SC	30			
Carnival	50276	SC	32.5			
Ceed, Cerato, Joice, Magentis, Picanto, Rio, Venga, Sportage (→2007), Ceed Sporty Wagon	50319	BJ	34			
<b>Lada</b>						
allgemein (in general) (je nach Behälter- ausführung) (specific)	50233 / 50232*	SC / SC	42.3 / 42.6			
<b>Lamborghini</b>						
allgemein (in general)	50231*	SC	42.6			

\* = wichtige Adapter (important adapters)



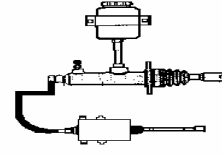
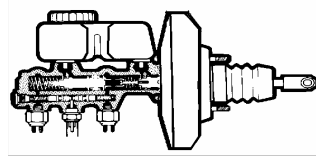
## Adapterliste für Personenkraftwagen List of adapters for cars



Fahrzeughersteller / Typ Car manufacturer / Model	Bremse Adapter-Nr. Brake Adapter No.	Adapter- typ Adapter type	Abmessung mm Dimension of adapter	Kupplung Adapter- Nr. Clutch Adapter No.	Adapter- typ Adapter type	Abmessung mm Dimension of adapter
<b>Lancia</b>						
allgemein (in general) (je nach Behälter- ausführung) (specific)	50233 / 50232*	SC / SC	42.3 / 42.6			
<b>Land Rover</b>						
Freelander, Range- Rover, Discovery	50232	SC	42.6			
Discovery Type II	50303		33			
<b>Lexus</b>						
allgemein (in general)	51050*	SP	43			
<b>Maserati</b>						
S – Typ(e)	50242*	SC	75			
Spider, Quattroporte	50232	SC	42.6			
<b>Mazda</b>						
Bus (E200 usw.(etc.))	50245	SC	34			
2, 3, Xedos, MX 3, 626 (ohne ABS) (without ABS), 323, 929, RX 7	50233* je nach Behälter- ausführung (specific)	SC	42.3	50233*	SC	42.3
626 (mit/ohne ABS) (with/without ABS), Demio	50270*	SC	66			
Premacy, MPV, RX8, 6, 5, 2 (2008→), CX3, CX5, MX5 (2016→)	50307	BJ	36			
Tribute 2001	50300	BJ	34			
Tribute 2002	50316	BJ	35			
BT50 (2007→), 5, 3 (2008→), 121, MX5 (2006 – 2016)	50232	SC	42.6			
<b>Mercedes- Benz/Daimler</b>						
allgemein (in general)	50232*	SC	42.6	50207 / 50208	SP	Ø 7 mm
X-Klasse (470)	50304	BJ	35			
MB 100 (neu) (new), S-Klasse	50231*	SC	42.6			
MB 100 (erste Serie) (first series)	50020	CP	20 – 21			
MB 100 (1988)	50247	SC	37.0			
ältere PKW (W 123) (older personal cars)	50234	SC	42.6			
Adapter für/for SBC	50205	SP				

\* = wichtige Adapter (important adapters)

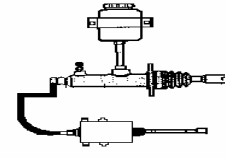
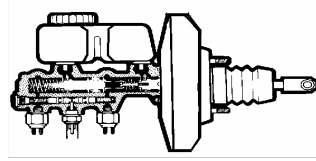
## Adapterliste für Personenkraftwagen List of adapters for cars



Fahrzeughersteller / Typ Car manufacturer / Model	Bremse Adapter-Nr. Brake Adapter No.	Adapter- typ Adapter type	Abmessung mm Dimension of adapter	Kupplung Adapter- Nr. Clutch Adapter No.	Adapter- typ Adapter type	Abmessung mm Dimension of adapter
<b>Mitsubishi</b>						
Carisma, Colt, Lancer, Galant, Pajero	50275*	SC	75	50034 B	BJ	34
L 300 (Bus)	50019*	CP	19 – 20			
Canter 35FB/FE 3,5 t	50033 B	BJ	32			
Canter 100 FH 7,5t	50281	SC	104			
Space Gear, L 400	50306	BJ	33			
Space Wagon N50, Galoper, Santamo, Pajero V6 (2001)	50308	BJ	34			
Pajero (2000)	50313	BJ	34			
Pajero Pinin, ASX	50300	BJ	34			
Pajero Sport, L 200, Space Star, Space Wagon-Runner	50275.0	SC	75.5			
Lancer, EVO VIII/IX	50319	BJ	34			
Grandis (2004→)	50320	SP	34			
Colt (2004→) Colt Coupé Cab	50231	SC	42.6			
Outlander (2004→) Lancer Sport- limousine (2007→) Pajero (2007→) Miev, Eclipse Cross	50322	BJ	32.5			
Fuso Canter Euro 4,5	50326	BJ	34			
Fuso (2013→)	50327	BJ	22.5			
<b>Moskvitch</b>						
allgemein (in general)	50240*	SC	44	50239*	SC	51.3
<b>Nissan</b>						
Micra (K13)(2011→), Leaf	50025	CP	24 – 27			
Micra (alt) (old)	51266*	SP	63			
Urvan	50019	CP	19 – 20			
350Z, 350Z Roadster	50319	BJ	34			
Vanette	50034	CP	34 – 35			
Vanette (→92) – C120 (Bus), NV200 (Evalia)	50024 B	BJ	24 – 24			
Pathfinder, Murano (2005→)	50317	BJ	34			
Kubistar, Juke, Note (2005→)	50232*	SC	42.6			

\* = wichtige Adapter (important adapters)

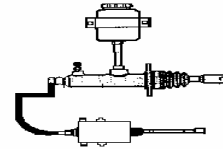
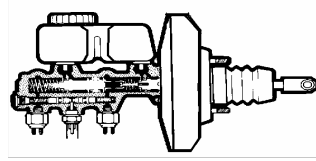
## Adapterliste für Personenkraftwagen List of adapters for cars



Fahrzeughersteller / Typ Car manufacturer / Model	Bremse Adapter-Nr. Brake Adapter No.	Adapter- typ Adapter type	Abmessung mm Dimension of adapter	Kupplung Adapter- Nr. Clutch Adapter No.	Adapter- typ Adapter type	Abmessung mm Dimension of adapter
<b>Nissan</b>						
Navara, Primera, Almera, NX 100 (CB133), Micra (K11) (1995→), Qasqai, Serena (C23), Sunny (N14, Y10), Tino, Almera Model 2000, Patrol CIP, Pick-up Typ D22, Terrano II Typ 61, Tino, X-Trail	50304*	BJ	35	Allgem. hydraul. Kupplung (in general hydraulic clutch)	50034 B	34
Cherry, Stanza, Prairie pro (→1986), Pixo (2009→)	50034 B	CP	34			
Sunny (N13, B12), Prairie, 200 SX, Maxima (neu) (new), Bluebird, Patrol, Pick- up, 300 ZX, Terrano	51273	SP	70			
Micra, Micra C+C, Tiida (2008→)	50271	SC	42.6			
<b>Opel</b>						
allgemein (in general)	50232*	SC	42.6	50207	SP	Ø 7 mm
Astra G, H, I, J, Omega B, Vectra B, Zafira (2000→),	50232*	SC	42.6	50206	SP	Adaptersatz für/Adapter set for Opel
Frontera, Campo	51253*	SP	53	50035 B	BJ	35
Delco	50209 / 2 x 50232*	SP / SC	conn. piece/ 42.6			
Vectra V6 (Teves- ABS)	50235	SC	42.6			
Bosch ABS	50234	SC	42.6			
Corsa B (1993→) (mit Systemüberwachung, ohne ABS) (with system- control, without ABS)	50246	SC	42.6			
Antara, Ampera A+ e, Astra K + K E Boost, Insignia B	50307-1	BJ	36	50307-1	BJ	36
Mokka, Karl	50431-1	BJ	32			

\* = wichtige Adapter (important adapters)

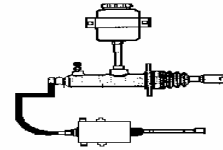
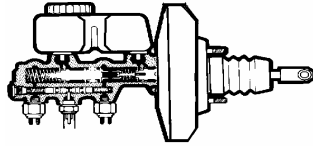
## Adapterliste für Personenkraftwagen List of adapters for cars



Fahrzeughersteller / Typ Car manufacturer / Model	Bremse Adapter-Nr. Brake Adapter No.	Adapter- typ Adapter type	Abmessung mm Dimension of adapter	Kupplung Adapter- Nr. Clutch Adapter No.	Adapter- typ Adapter type	Abmessung mm Dimension of adapter
<b>Opel</b>						
Adam, Combo E + D, Corsa E + F + F Elektrisch BEV + D, Cascada, Crossland, Grandland + Hybrid, Meriva B, Astra J, Zafira C + Life, Insignia A, Movano B, Vivaro B + C	50231-1	SC	42,6			
<b>Peugeot</b>						
allgemein (in general)	50232*	SC	42.6	50207		Ø 7 mm
Bendix ABS	50234	SC	42.6			
Boxer	50251	SC	44.0			
4007, 4008	50322	BJ	32.5			
107, 3008	50231	SC	42,6			
<b>Piaggio</b>						
allgemein (in general)	50035 B	BJ	35			
Porter (→2015)	50034	CP	34 – 35			
Porter (2015→)	51059*	SP	59			
<b>Polski</b>						
allgemein (in general)	50233* / 50207	SC / SP	42.3 / Adapter for bleeding nipple			
<b>Porsche</b>						
allgemein (in general)	50232*	SC	42.6	50207		Ø 7 mm
<b>Proton</b>						
300er / 400er Serie	50275*	SC	75			
<b>Renault</b>						
allgemein (in general)	50232*	SC	42.6	50207		Ø 7 mm
R19, R21, Espace, Safrane (Teves ABS)	50235	SC	42.6			
Koleos, Alaskan, Kadjar	50304	BJ	35			
Megane 4 (2016→)	50231	SC	42.6			
<b>Rolls-Royce</b>						
allgemein (in general)	50232*	SC	42.6			

\* = wichtige Adapter (important adapters)

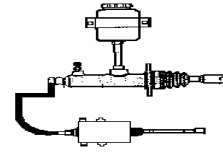
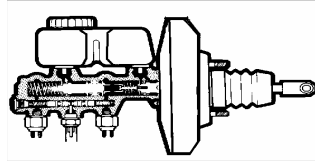
## Adapterliste für Personenkraftwagen List of adapters for cars



Fahrzeughersteller / Typ Car manufacturer / Model	Bremse Adapter-Nr. Brake Adapter No.	Adapter- typ Adapter type	Abmessung mm Dimension of adapter	Kupplung Adapter- Nr. Clutch Adapter No.	Adapter- typ Adapter type	Abmessung mm Dimension of adapter
<b>Rover (Austin)</b>						
Montego, Rover 100, Majestro, Metro	50232*	SC	42.6			
Rover Typ 25, Concerto 200, 400, 800 / (Oxford)	50303*		33			
Fahrzeuge mit ALB bzw. ABS 200, 400,600 (vehicles with automatic load dependant brake power distribution)	51275	SP	74			
Typ 45 + Typ 75	50232*	SC	42.6	50229	SC	25
Rover MG F (1995→)	50285	SC	44			
<b>Saab</b>						
allgemein (in general)	50232*	SC	42.6	50207		Ø 7 mm
je nach Behälter- ausführung (specific)	50015 / 50032	CP / CP	15 – 17 / 32 – 33			
<b>Seat</b>						
allgemein (in general)	50232*	SC	42.6	50207		Ø 7 mm
Alhambra	50234	SC	42.6			
<b>Skoda</b>						
allgemein (in general)	50232*	SC	42.6	50207		Ø 7 mm
ältere Modelle (older models)	50236*	SC	47.5			
<b>Smart</b>						
ForTwo, ForFour, Roadster	50231	SC	42.6			
<b>Ssang Young</b>						
allgemein (in general)	50304	BJ	35			
Korando (2010→), Rexton G4 (2017→), Tivoli (2015→)	50300	BJ	34			
<b>Steyr</b>						
allgemein (in general)	50232*	SC	42.6	50207		Ø 7mm
Schlepper (80er Reihe) (80-serie)	50226*	SC	26			

\* = wichtige Adapter (important adapters)

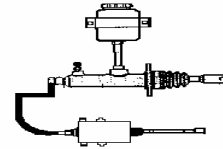
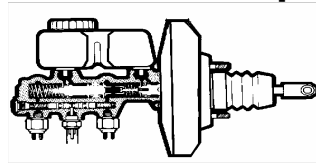
## Adapterliste für Personenkraftwagen List of adapters for cars



Fahrzeughersteller / Typ Car manufacturer / Model	Bremse Adapter-Nr. Brake Adapter No.	Adapter- typ Adapter type	Abmessung mm Dimension of adapter	Kupplung Adapter- Nr. Clutch Adapter No.	Adapter- typ Adapter type	Abmessung mm Dimension of adapter
<b>Subaru</b>						
Legacy (1989→), L – 1800 Serie & XT, Justy 1,0 – 1,2 incl. GLI, Justy 1,3 L Outback (1997 – 1988) SVX	50275*	SC	75			
XV	50318	BJ	34			
Bus E10, E12, 4WD (→1985), Impreza (1993→) + Turbo	50034 B	CP	34			
Forester (1998→), Turbo, BRZ, Legacy (1997→) E 12 (1994→) Outback (1999→) Impreza (2007→) Tribeca (2005→)	50300	BJ	34	50310 allgemein (in general)	CP	34
Justy 1,3 L (ABS)	50269		58			
Gx3 Justy	50232	SC	42.6			
Justy (2007→)	51253*	SP	53			
<b>Suzuki</b>						
Samurai Pick Up SJ 413, Ignis, Splash, Swift (2006→), SX4 (2006 – 2009), S-Cross	50232*	SC	42.6			
Wagon R, Super Carry, Alto (2008→), LJ80, SJ410, Celerio, SX4 (2009→) Kizashi (2009→), Baleno 1,3/1,6 l ohne ABS (without ABS), SX4 (2009 →), Jimny (2018 →)	50034 B*	CP	34	50310 allgemein (in general)	CP	34
Vitara SV420G, Vitara V6, Swift (1989→), Samurai	51059*	SP	59			
Baleno 1,6 l + 1,8 l (ABS) (1995→)	50304*	BJ	35			

\* = wichtige Adapter (important adapters)

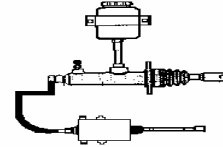
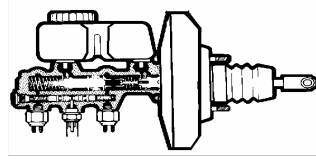
## Adapterliste für Personenkraftwagen List of adapters for cars



Fahrzeughersteller / Typ Car manufacturer / Model	Bremse Adapter-Nr. Brake Adapter No.	Adapter- typ Adapter type	Abmessung mm Dimension of adapter	Kupplung Adapter- Nr. Clutch Adapter No.	Adapter- typ Adapter type	Abmessung mm Dimension of adapter
<b>Suzuki</b>						
Swift (→1989)	51041	SP	42			
Swift (MA) (made in Hungary), Swift Typ 3	50275.0	SC	75.5			
Grand Vitara XL7 JA 627	50304*	BJ	35	50310	CP	34
Alto (SH410)(1996→)	50023 B	BJ	24			
SJ 413	51066	SP	66			
Jimny SN 413, Swift Typ 2 / SF310-314, Grand Vitara 1,6 + Cabrio + kurz (short) + Diesel 2,0 + (1998→), SQ 416, SQ 420 Q + W, V6 SQ 625	50269		58	50310	CP	34
Alto RF 410, Carry GA 413, Ignis RG 413, Liana RH 413/416	50310	CP	34	50310	CP	34
<b>Tesla</b>						
allgemein (in general)	50307	BJ	36			
<b>Toyota</b>						
Hybrid-Modelle (hybrid models), Prius, MR2, Tercel (→1988), Hi-Lux, Celica (neu) (new), RAV 4, Starlet, 4-Runner, Supra, Camry CV 30, MR2 Typ 22W, Previa ACR 30, Avensis, Verso CA30	51041*	SP	42			
Corolla (1990→). Carina II, Camry, Tercel (1988→) Starlet (1992→), Paseo	51069.0*	SP	70			
Corolla (1992→) Carina E3, HIACE (1997→), IQ, MR2 Roadster, Picnic	51050	SP	43			

\* = wichtige Adapter (important adapters)

## Adapterliste für Personenkraftwagen List of adapters for cars

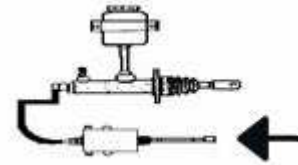
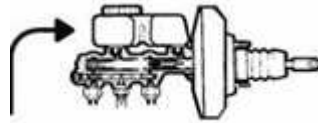


Fahrzeughersteller / Typ Car manufacturer / Model	Bremse Adapter-Nr. Brake Adapter No.	Adapter- typ Adapter type	Abmessung mm Dimension of adapter	Kupplung Adapter- Nr. Clutch Adapter No.	Adapter- typ Adapter type	Abmessung mm Dimension of adapter
<b>Toyota</b>						
Landcruiser	51055	SP	57			
Previa, Modell F, Liteace, HIACE (old)	50024 B	BJ	24			
Avensis, Corrolla, Corolla EE11, Conpack E12	50228	SC	42.7			
Aygo	50231	SC	42.6			
GT 86	50300	BJ	34			
Avensis, Corolla, Yaris, Auris Compack Sport-Line	50232*	SC	42.6	Bosch brakes		
allgemein hydraul. Kupplung (in general hydraulic clutch)				51041*	SP	42
<b>Triumph</b>						
allgemein (in general)	50232*	SC	42.6	50207		Ø 7 mm
je nach Behälterausführung (specific)	50028 / 50190	CP / SP	28 – 29 / 45 – 89			
<b>Volkswagen</b>						
allgemein (in general)	50232*	SC	42.6	50207		Ø 7 mm
allgemein (in general) mit Vorabentleerung (with draining of the brake-fluid out of the brake-fluid reservoir of the vehicle)	50232* 50201	SC SP	42.6 20	50207		Ø 7 mm
Golf V	50231	SC	42.6			
Käfer (alt) (old), LT 28/35	50020 / 50032 B	CP / CP	20 – 21 / 32			
Taro	51041	SP	42	51041	SP	42
ABS-Teves	50235	SC	42.6			
Beetle, Sharan	50234*	SC	42.6			
<b>Volvo</b>						
allgemein (in general) S 60 – S 70 – S 80	50232*	SC	42.6	50207		Ø 7 mm
ältere Fahrzeuge (older vehicles)	50032	CP	32 – 33			
850 (Teves ABS)	50235	SC	42.6			
460, 480 (1992→)	50246	SC	42.6			
S 40, V 40	50275.0	SC	75.5			
V 70 (2007 →)	50231	SC	42.6			

\* = wichtige Adapter (important adapters)



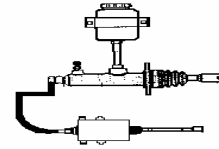
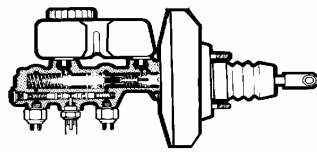
## Adapterliste für LKW List of adapters for trucks



Fahrzeughersteller / Typ Car manufacturer / Model	Vorratsbe- hälter- Adapter-Nr. Reservoir- Adapter No.	Adapter -typ adapter type	Abmessung Dimension of adapter	Kupplung Adapter-Nr. Clutch Adapter No.	Adapter -typ Adapter type	Abmessung Dimension of adapter
<b>DAF</b>						
LKW allgemein (trucks in general)	50232* Kupplung/ clutch	SC	42.6	50207		Ø 7 mm
<b>Ikarus (Bus)</b>						
allgemein (in general)	50237 Kupplung/ clutch	SC	51	50207		Ø 7 mm
<b>Ford</b>						
Cargo	50140 Kupplung/ clutch	SC		50207		Ø 7 mm
<b>IVECO (Magirus, Fiat)</b>						
LKW allgemein (trucks in general)	50233 Kupplung/ clutch	SC	42.3	50207		Ø 7 mm
Eurocargo, Zeta-Serie, Trapp-Serie	50227 Kupplung/ clutch	SC	75.5	50233		Ø 7 mm
Daily-Serie, Turbo-Daily	50233 Bremsen/ brake	SC	42.3	50207		Ø 7 mm
MK-Serie (80-13, 130M8)	50228 Kupplung/ clutch	SC	42.7	50207		Ø 7 mm
Massif	50286 Bremsen/ brake	SC	59.7			
<b>Kässbohrer, EVO- Bus, SETRA</b>						
Typ S 300	50240 Kupplung/ clutch	SC	44	50207		Ø 7 mm
<b>MAN</b>						
LKW allgemein (trucks in general) je nach Behälteraus- führung (specific)	50232* / 50017 Kupplung/ clutch	SC / CP	42.6 / 17 – 18	50207		Ø 7 mm

\* = wichtige Adapter (important adapters)

## Adapterliste für LKW List of adapters for trucks



Fahrzeughersteller / Typ Car manufacturer / Model	Vorratsbe- hälter- Adapter-Nr. Reservoir- Adapter No.	Adapter - typ adapter type	Abmessung Dimension of adapter	Kupplung Adapter-Nr. Clutch Adapter No.	Adapter -typ Adapter type	Abmessung Dimension of adapter
<b>MAN</b>						
TG-A HGS Hydraul. Schaltung/ Hydraulic gearshift <b>Mineralölausführung</b> <b>(„Pentosin“)/mineral</b> <b>hydraulic oil version</b>	Adaptersatz 50500 H bestehend aus:/adapter set consisting of:  50207-H, 50231-H, 50315-H)					
Typ 24242 C F07/F90	50253 Kupplung/ clutch	SC	23.3	50207		Ø 7 mm
<b>Mercedes – Benz</b>						
Ältere LKW (older trucks)	50032 Kupplung/ clutch	CP	32 – 33	50207		Ø 7 mm
Actros HPS, Atego, Axor <b>Bremsflüssigkeits- ausführung/Brake fluid version, DOT 4</b>	50400 (Einzeladapter/single adapter) 50401 (Rücklauf/return flow) 50402 (Actros Tandem-Adapter/tandem adapter)					84 52 103
Actros, Atego, Axor <b>Mineralölausführung</b> <b>(„Pentosin“)/mineral</b> <b>hydraulic oil version</b>	Adaptersatz 50600 HY 2 bestehend aus:/adapter set 50600 HY 2 consisting of: 50260 LS, 50389, 50390, 50392, 50395, 50396-H					
UNIMOG UGN-DC	50240	SC	44	50207		Ø 7 mm
<b>Nissan</b>						
Capster	50024 B	BJ	24			
<b>Renault</b>						
LKW bis 7,5t (trucks up to 7,5 t)	50232*	SC	42.6	50207		Ø 7 mm
Maxity	50024 B	BJ	24			
<b>Scania</b>						
LKW allgemein (trucks in general)	50232*	SC	42.6	50207		Ø 7 mm
<b>Volvo</b>						
LKW allgemein (trucks in general)	50232* / 50244	SC / SC	42.6 / 33	50207		Ø 7 mm

\* = wichtige Adapter (important adapters)

## Adapterliste für Motorräder List of adapters for motorcycles

Motorradhersteller / Typ Motorcycle manufacturer / Model	Bremse vorne/AdapterNr. Front Brake/Adapter No. (Type, Abmessung) (Adapter type, dimension)	Bremse hinten/AdapterNr. Rear Brake/Adapter No. (Type, Abmessung) (Adapter type, dimension)	Kupplung/AdapterNr. clutch/Adapter No. (Type, Abmessung) (Adapter type, dimension)
<b>BMW</b>			
K-Modelle (8 V) R80, R100 GS/R (1988→)	50222* (PL, 54x47)		
K-Modelle (16 V)	50223 (PL, 67x49)		
R45, R65, R80 – R100 RS, R80GS (1981→)	50224* (PL, 58x45)		
R45, R65 (→1981)	50225 (PL, 50)		
alle BMW-Motorräder mit Scheibenbremsen hinten (außer F650) (all BMW motorcycles with disk back brakes, except F650)		50238* (SC, 49)	
F650	50221 (PL, 60x40)	50248 (SC, 32)	
F650GS	50212 (PL, 60x45)	50248 (SC, 32)	
K 1200 LT, K 1200 RS, R 1200 C	50213 (PL, 80x57)	50248 (SC, 32)	
R/K-Modelle (2005→)	50284 (SC, 57)	50248 (SC, 32)	
<b>Honda</b>			
CB500, CBR600F, VT600C, CB750, Seven Fifty, VF750C, VT1100, Shadow 750	50215* (PL, 85x43)		
NSR50, Dominator NX250, Transalp XL600V, XRV750, Africa Twin, Shadow 125	50216* (PL, 55x37)		
CBR1000F, CB1000, VFR750F, ST1100 Pan European	50215* (PL, 85x43)		50215 (PL, 85x43)
Dominator NX650	50216 (PL, 55x37)	50216 (PL, 55x37)	
Vorderradbremse mit separatem Behälter (front wheel brake with separate container) CBR900RR Fireblade	50214* (PL, 49)		
Hinterradbremse mit separatem Behälter (back wheel brake with separate container) CBR600F, CBR900RR Fireblade		50249 (SC, 49)	
<b>Suzuki</b>			
GSR-X 750 K2	50239* (SC, 51.3)	50219 (PL, 52x34)	

\* = wichtige Adapter (important adapters)

## Adapterliste für Motorräder List of adapters for motorcycles

Motorradhersteller / Typ Motorcycle manufacturer / Model	Bremse vorne/AdapterNr. Front Brake/Adapter No. (Type, Abmessung) (Adapter type, dimension)	Bremse hinten/AdapterNr. Rear Brake/Adapter No. (Type, Abmessung) (Adapter type, dimension)	Kupplung/AdapterNr. clutch/Adapter No. (Type, Abmessung) (Adapter type, dimension)
<b>Yamaha</b>			
XJ 600 N, XJ 600S, TDM Twin 350, GTS 1000 ABS, TDM 850	50218* (PL, 73x52)		
XJ 900, FZX Fazer, FZR 10000, FJ 1200	50217 (PL, 75x53)		
Tenere 750, Virage XV535 und/and XV750, XV 1100, SR 125, XV 250, SR 500, XTZ 660 Tenere, XVZ 1300	50220* (PL, 68x46)		
XT 600, TDR 125	50219 (PL, 52x34)		
Vorderradbremse mit Schraubengewinde Gewindeaußendurch- messer ca. 52 mm (front wheel brake with the screw thread, thread outer diameter is approx. 52 mm), YZF, FZR	50249* (SC; 49)		
Hinterradbremse mit Schraubengewinde Gewindeaußendurch- messer ca. 49 mm (back wheel brake with the screw thread, thread outer diameter is approx. 49 mm) YZF, FZR, XJ600N, TDM Twin 350		51041* (SP, 42)	
YZF (Gewindeaußen- durchm. ca. 29 mm) (thread outer diameter is approx. 29 mm)			50252 (SC, 30)

\* = wichtige Adapter (important adapters)